



2026  
Mexico

# MEANWHILE

CDMX - World Cup 2026



THE GUIDE TO DISCOVER THE  
CITY BETWEEN MATCHES

# MEANWHILE

CDMX - World Cup 2026

In this guide, we show you a lot of what's happening in **CDMX (Mexico City)** **while** you're here. Remember: the match lasts 90 minutes, but **the city is alive all the time**. We'll guide you to the places that will make your trip a memorable experience.

This guide is made to go with you on your journey, like that local friend who always has the best tip. You open it, quickly find what you need, and **keep enjoying** CDMX without any hassle. Take a look at these tips to get the most out of it:



## CONVENIENCE

You don't have to read everything in order. You can start with whichever section helps you most and choose your own adventure.



## LOCATIONS

You'll see the content organized by areas of Mexico City, so you can plan better and make the most of your time.




## SPEED

Use the itineraries at the end of the guide if you want a ready-made plan for 3 or 5 days.



## INTERACTIVITY

The images are linked to Google Maps. The words in **green** with the  icon also include helpful links.



## NAVIGATION

Jump to the section you want by clicking the page number in the Contents. Also, the logo in each section takes you back to the Contents page.



## CURRENCY





Keep in mind that the prices shown are approximate. The exchange rate used was 1 USD = 18 MXN.



Remember: with your guide, you also get access to a Google Maps map created for you, with all the places and activities organized by category. Pick the theme that interests you most, explore the areas, and decide on your next move!

# Content

- 04 Mexico beyond the World Cup
- 05 How the CDMX welcomes you
- 06 General tips
- 08 Where to stay in Mexico City
- 11 Getting Around Mexico City
- 16 Food & Flavors
- 24 Mexican nightlife  
Concerts in June and July
- 28 Football with Atmosphere
- 30 Exploring Mexico City
- 42 Magical Getaways
- 43 Mini Chilango Dictionary
- 45 Quick Itinerary
- 48 Mexico Beyond CDMX



Mexico:  
"the navel of the moon"  
(nahuatl Mēxihco)



# COMING TO *Mexico* FOR THE WORLD CUP BUT...

Mexico is not just about the World Cup. It's living history, legendary food, art that has traveled the world, and traditions you won't find anywhere else. Here you'll find:

One of the New 7 **Wonders of the World** (Chichén Itzá); one of the **largest cities** of the ancient world (Teotihuacán); the highest number of UNESCO **World Heritage Sites** in the Americas; the **only stadium to have hosted 2 World Cup** finals; cuisine recognized as Intangible Cultural Heritage of Humanity; the world's only **Cenotes**; mariachi, and people full of color and joy.

So, get ready. If you're reading this, three things are probably true about you:

- You're coming to Mexico for the World Cup.
- You're curious about Mexico City.
- You don't want to lose time, money, or great experiences just because you don't know "how things work here."

You're stepping into one of the most celebrated countries in the world for its culture, food, and people.



This is not your typical travel guide. We're not going to tell you the same things you can find on Google, TripAdvisor, or a hotel brochure. **Here, you'll find:**

- Practical tips (the kind that save you headaches)
- Honest warnings (without exaggeration or scare tactics)
- Local recommendations (the ones actually worth it)
- Links in case you want to dig deeper, plus plenty of ideas to enjoy the city beyond football.

And all of this is focused on Mexico City, because...

Coming to Mexico City gives you a glimpse of ALL OF MEXICO.

# HOW CDMX WELCOMES OF YOU

## During the World Cup

**June–July:** Even though the weather in Mexico City can change a lot in a single day, these months usually bring frequent **rain**, along with strong **sunshine** at some point during the day.



Expected temperatures range from 13°C (55°F) to 26°C (79°F)

The city sits at 2,240 meters above sea level.

Main square (Zocalo) and Metropolitan Cathedral



### Energy

During the World Cup, Mexico City feels intense, loud, exciting, and **full of life**. It is never a quiet city, but during this time, the volume goes all the way up.

#### **A few unwritten rules of Mexico City:**

unpredictable traffic, chaotic lines, flexible schedules, humor as a survival tool, improvisation as a national skill, and people who are warm, joyful, and supportive.

### Diversity

Mexico City alone is the size of a massive city: more than twice the official urban area of New York City, and its metro area is among the **most populated in the world**.

Here, in a single day, you can: eat typical dishes from southern Mexico, listen to music from the north, watch traditional dances from central Mexico, and meet people from very different backgrounds and realities.


And even though you can find a little bit of the whole country represented here, it is very important **not to try to do everything. Plan by area instead.**

### Timing

During the World Cup, getting around will take longer than usual, so keep this in mind: **less time in transit = more time enjoying.**

- Come with curiosity, not in a rush.
- Accept that not everything will feel "organized."
- Trust the experience more than the perfect plan.

# RECOMENDACIONES GENERALES



*en la CDMX*



# Safety

Mexico City is not a dangerous city by definition, but like any major city in the world, it is best to **move around smartly**.

- Don't show expensive items unnecessarily.
- Keep your backpack or bag in front of you in crowded areas.
- Avoid very empty streets at night, even if they "look nice."
- Use reliable transportation. Uber is your friend.
- Emergency number: 911.  
Anonymous tip line: 089.



# Money

Cash or card? Both. Cards work well in restaurants, bars, and large stores. Cash is still necessary for markets, street food stands, informal transportation, and tips.

**Don't carry too much cash.** It is better to make small withdrawals. To exchange currency, the **airport** is usually your best option.

In some businesses, card payments may come with an extra fee.

# Tipping

In Mexico City, it is common to tip in different services and businesses:

- Restaurants:** 10–15%. The tip is not always included, so check the bill.
- Bars:** leave something, even if it is a small amount.
- People helping you** (with luggage, bathrooms, valet parking, etc.): small coins or bills are appreciated.

# Apps

To make your trip easier, keep these **apps handy on your phone**:

- Getting around:** Moovit (public transportation), Ecobici (bike-sharing system), Uber, DiDi, Google Maps, and Waze.
- Tourism:** Civitatis, GetYourGuide, GuruWalk.
- App CDMX:** here you can find emergency numbers, routes, request taxis, see places of interest, health posts, and more.

- Messaging apps:** the most common one is WhatsApp.
- Banking apps:** depending on your needs.

We also recommend getting a Mexican SIM card, **preferably Telcel**, or buying an eSIM through **Holafly**.

# Food

This guide includes a full section on food in Mexico City. Still, keep these things in mind:

- Not everything will make you sick if you use common sense.
- Eat where you see plenty of locals. That is usually a good sign.
- If the place looks clean and the food moves quickly, even better.
- Avoid raw foods if you are not used to them.
- Spice is no joke.

# Language

The official language is Spanish, but you do not need to speak it perfectly.

A lot of people in Mexico City understand some English, especially in tourist areas. With simple phrases, gestures, and a good attitude, things usually flow just fine.

People are often patient and kind. A few basic phrases that will save you are: **Hello / Thank you / Please / How much is it? / Where is...? / The check, please / Is this spicy?**

# Health

Make sure to get international travel medical insurance.

That said, if you have common issues like a cold, an upset stomach, or mild pain, you can go to the small doctor's offices inside pharmacies. **San Pablo** pharmacy is highly recommended.

You can also receive care at any public or private hospital.

# ACCOMMODATION



I  
N  
C  
D  
M  
X

# SAFE STAYS

## Good location

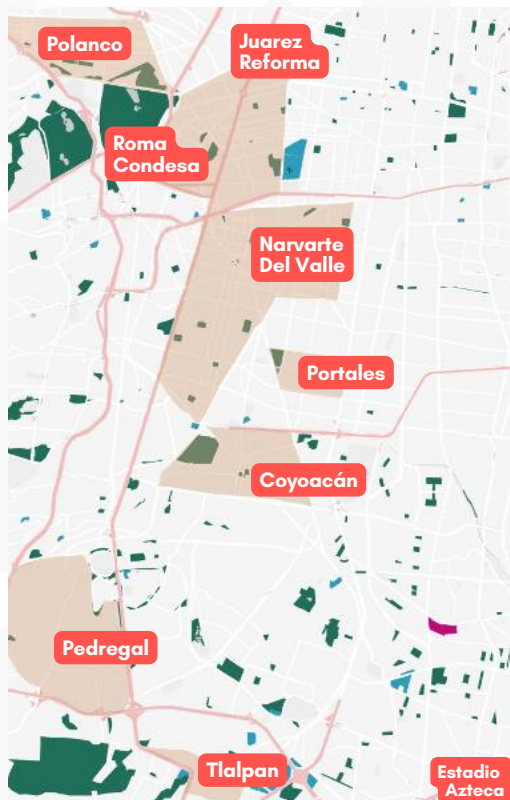
During the World Cup, your accommodation is your base camp: the place where you recharge, shower like a decent human being, and plan your next taco stop. The **golden** rule is simple:

📍 Location > "a nice hotel far away"

In Mexico City, "cheap but far" usually ends up costing you in traffic, exhaustion, and frustration.

## General recommendations:

- Prioritize central areas that are well connected.
- Ideally, stay near a Metro or Metrobús stop. It will make life much easier.
- Don't choose based on price alone.
- Ask what is within walking distance around the area.
- Book with free cancellation if possible. World Cup plans can change.
- Pay special attention to noise, especially in party-heavy areas. Air conditioning is not a major factor in Mexico City.



## Which area suits you best? (pick your vibe)

**-Polanco:** premium plan, museums and Chapultepec nearby, great shopping and "wow" restaurants, mostly Uber-friendly mobility. \$\$\$


**-Juárez / Reforma:** easy to get around, close to everything in the center, classic hotels, Reforma Avenue is walkable. You'll also find a great World Cup atmosphere. \$\$

**-Roma / Condesa:** walkable, cafés, restaurants, bars, hipster vibe, good public transport. Ideal for watching matches on big screens and enjoying the World Cup atmosphere. This is usually where you'll find the largest number of accommodation options. \$\$

**-Coyoacán / Pedregal / Tlalpan:** a good fit if your trip revolves around Estadio Azteca or if you want a calmer, more urban, more upscale pace. Public transport is more limited. \$\$

**-Narvarte / Del Valle / Portales:** residential-urban, practical, with real local life, easy mobility, good food, and lower prices. \$

These are not the only areas in Mexico City, but they are the ones we recommend for a better mix of **safety and comfort**. Next, take a look at the details for each area. As for prices, we're sharing average rates in USD, keeping in mind that during the World Cup, accommodation prices may rise by as much as 500%.



## POLANCO

- Price per night:** USD 350–850
- Recommended hotels:** Polanco, Wyndham Garden, Camino Real
- Nearby attractions:** Inbursa aquarium, Soumaya museum, Jumex museum, Chapultepec Castle, National Auditorium, Masaryk Avenue (shopping)
- Public transport:** Polanco Metro Station (orange line), Auditorio Metrobús Station (green line), Ecobici
- Pros:** walkable, very well connected, excellent food scene, high-end hotels
- Cons:** more expensive area, less of a local feel



## JUAREZ / REFORMA

- Price per night:** USD 250–750
- Recommended hotels:** Barceló Mexico Reforma, Fiesta Americana Reforma, Geneve.
- Nearby attractions:** iconic landmarks, Reforma Avenue, Alameda / Bellas Artes Palace, Zona Rosa, Historic Center
- Public transport:** blue Metro line, Reforma Metrobús, Ecobici
- Pros:** very walkable, lots of restaurants and bars, plenty of tourism activity
- Cons:** more noise and traffic



## ROMA/CONDESA:

- Price per night:** USD 250–650
- Recommended hotels:** Rooms and Studios, Condesa Suites, Casa Decu
- Nearby attractions:** Mexico park, España park, art galleries, local breweries
- Public transport:** Chilpancingo Metro Station (brown line), Metrobús Line 1, Ecobici
- Pros:** very walkable, lots of restaurants and bars, happy lively atmosphere
- Cons:** gets crowded on weekends and during high season; some streets can be noisier at night



## COYOACÁN / PEDREGAL / TLALPAN

- Price per night:** USD 150–450
- Recommended hotels:** Fiesta Inn Periférico Sur, Royal Pedregal, Suites Perisur / Galería Plaza San Jerónimo
- Nearby attractions:** downtown Coyoacán and Tlalpan, handicrafts, churches, olympic stadium, Ciudad Universitaria.
- Public transport:** limited. Green Metro line and Tren Ligero.
- Pros:** calmer pace, more local atmosphere, good option if you want to stay closer to the south side of the city
- Cons:** farther from the main tourist areas. Better if you have a car or use Uber



## NARVARTE / DEL VALLE

- Price per night:** USD 100–400
- Recommended hotels:** Hotel Novit, Fiesta Inn Insurgentes, City Express Plus
- Nearby attractions:** Parque de los Venados and Parque Hundido
- Public transport:** green Metro line, red Metrobús line
- Pros:** very practical location, great food without so much "tourist pricing"
- Cons:** fewer attractions within walking distance

# GETTING

# A R O U N D



Getting around Mexico City well can make or break your day. The key is not moving fast, it is moving smart. **Golden rule: plan by area.** Trying to cross the city several times in one day is the classic tourist mistake.

Essential local tip: **One day = one or two areas max.** For example: Morning in the Historic Center, afternoon in Roma–Condesa. And that's it. Don't try to "make the most of it" by going all the way to the other side of the city too.

To get around Mexico City, we recommend three basic options. Later in the guide, you'll find more details on each one, plus a few hacks that will help you move around like a local.



Mexico City has **bike lanes** for cyclists. These are mainly concentrated in **Polanco, Roma, Condesa, Juárez,** and the **Historic Center.** Use a bike to get around within these areas and between them, especially during rush hour, when it can make your trips much faster. You can use the public **Ecobici system**, private bikes, or even the free bikes available on **Reforma Avenue.**



The **Metro** and **Metrobus** connect you to the whole city. They are safe, just take the same precautions you would anywhere in the world: keep your bag where you can see it and watch your pockets. They are very affordable and work especially well for longer distances. During rush hour, they may get you there faster, but probably less comfortably, since they can get very crowded.



It is safe to use a taxi ordered through an official app. Ideally, do not take taxis directly from the street. If you do, confirm the fare before getting in. In Mexico City, the main ride apps are Uber, DiDi, inDrive, and Cabify. The most common one is Uber. It is especially useful for getting around at night. We do not recommend using this option for long rides during rush hour.

# METRO

-Buy the Integrated Mobility Card. It also works for the Metrobús, Ecobici, and Cablebús. The card costs **1 USD** and includes one ride. You can buy it at any Metro station

-The Metro station closest to the airport is **Terminal Aérea**, located just outside Terminal 1 of Mexico City International Airport.

-A Metro ride costs **0.29 USD**

-**Regular operating** hours are 5:00 AM to 12:00 AM. On Saturdays, it runs from 6:00 AM to 12:00 AM. On Sundays and public holidays, from 7:00 AM to 12:00 AM

-On every line, you'll find cars reserved for women, older adults, pregnant women, and children.

-At every station, there are police officers who can help you if you have any questions or run into any issue.

-At every station, you can reload your card. If you prefer, download the App CDMX to reload your card using other digital payment methods and keep the map with you.

-We recommend using [this pages](#) to better understand the Metro and get around like a local.



Integrated Mobility Card (for all public transport options)



# METROBUS

-It runs on regular roads, but it has **dedicated lanes**, which allows it to avoid much of Mexico City traffic.

-So There are **7 lines** in service, operating from 4:30 AM to 12:00 AM. On Sundays and public holidays, service runs from 5:00 AM to 12:00 AM.

-A Metrobús ride costs **0.35 USD**

-To and **from the airport**, you can use Line 4, which operates from Terminal 1 (Gate 7) and Terminal 2 (Gate 2). It connects with stations in the **city center**, and the fare is USD 2.

-Just like on the Metro, there are **reserved cars**.

-The same instructions for the **Metro card** apply here.

-It has a single level, but along **Reforma Avenue**, you'll find the double-decker Metrobús (Line 7). Take it for a unique ride along one of the city's most important avenues.

-Check the map and current service status [here](#) →



# BIKE


## ECOBICI

-It's a public bike-sharing system that works **really well**. Just keep in mind that it is **concentrated** in certain parts of the city (see the map below).

-In all the areas where we recommend staying, you'll be able to get around using **Ecobici**. For the World Cup, Mexico City has even set up a bike route connecting to **Banorte Stadium (Azteca)**.

-The service is available through **different plans** depending on what works best for you. Prices **start at 7 USD for 1 day**, 14 USD for 3 days, and 23 USD for 7 days. If you're staying **longer**, the 1-year plan for 31 USD may actually be the better deal.

-Download the **Ecobici App** to check maps, stations, available bikes, plans, and more. The bike service is used through the app. Check the website [here](#) →.



-**Every Sunday**, Mexico City opens a bike route along major avenues such as **Reforma**. It is open from **8:00 AM to 2:00 PM**. It's a great way to see the city from a different perspective.

-For the World Cup, Mexico City has set up a 34 km bike lane connecting the **Historic Center** to the area near **Banorte Stadium**, where the World Cup matches will take place. Perfect for exploring the city while making your way toward the stadium.

## OTHER OPTIONS

-**Bicigratis**: rent a bike for **2 hours free** on Reforma Avenue. You only need to show two official IDs and leave your passport as a deposit. It is completely safe..

-**Private companies** that rent bikes and scooters: E-Bike Rental, Poray, Baika Rool, Uber Scooters, Bike Tours & Rental.



Areas where dedicated bike lanes are concentrated



# FOOD & FLAVOURS



SAJANDO  
O NORMAL  
VICINILLO AL TEL.  
4-29-41  
3-70-77  
FONDA "BAHIA"  
QUESADILLAS  
CHILES  
RELLENOS

TAQUERIA "ORINOCO"

SALSAS  
CEBOLLA  
LIMON  
CHILE  
AL AJO

FONDA





Mexican food is recognized by **UNESCO as Intangible Cultural Heritage of Humanity.**

Here, food is not just about eating to survive. It is about gathering, celebrating, closing deals, healing heartbreak, and cheering on goals.

First things first: **not everything is going to make you sick.** There's a myth that "eating street food in Mexico is dangerous." The key is not avoiding street food, but knowing how to choose wisely.

#### **Signs of a good spot:**

- Lots of locals eating there
- Constant food turnover
- The place looks simple, but busy
- The cook clearly knows exactly what they're doing

#### **Warning signs:**

- Empty stands at "normal" hours
- Food sitting out for hours
- A feeling of "this doesn't seem right"

**Local tip you can trust:** go where the locals eat, and always keep some cash on hand.

 **Horario** Typical mealtimes in Mexico

- Breakfast: 8–11 AM
- Main meal: 2–5 PM
- Dinner: 8–10 PM (or later)



-  **Spice:** In Mexico, spice works like this:
- You won't always see it, it won't always be announced, and it should never be taken lightly.
  - Always ask: Is this spicy?
  - If they tell you yes, it's spicy, believe them.
  - If they tell you just a little, **try it first**

#### **Drinks, water, and ice:**

- Don't drink tap water.
- Ice in restaurants in established bars: yes
- Aguas frescas from busy places: yes
- Bottled water: best option

**What you can't miss:** tacos al pastor (and the more than 10 taco varieties you'll find), quesadillas, gringas, tlacoyos, tostadas, tamales, esquites, chilaquiles, enchiladas, pozole, mole, cochinita pibil, chiles en nogada, churros, atole, café de olla, tequila, mezcal, and pulque.

**WE'LL SHOW YOU THE BEST RECOMMENDATIONS TO ENJOY MEXICAN FOOD IN MEXICO CITY.**

# TACOS

If you come to Mexico and don't eat tacos, were you really in Mexico? Here, tacos are not just "fast food" — they're **culture**, tradition, and a way of life. And the best part: there are tacos for breakfast, lunch, dinner, and even for the morning after.

The most common tacos you'll see in Mexico City:

- Pastor**: marinated pork cooked on a vertical spit + pineapple. A Mexico City classic. They really shine at night.
- Suadero**: soft beef, a very chilango-style taco.
- Bistec/arrachera**: grilled beef, very easy to love.
- Campechano**: beef mixed with longaniza sausage.
- Carnitas**: pork slowly cooked in its own fat. Pure glory.
- Barbacoa**: lamb, usually served with consommé. A weekend morning classic.
- Cochinita**: marinated pork, usually with a rich, flavorful seasoning
- Birria**: meat served with consommé, excellent for bringing you back to life after a hangover.
- Canasta**: "basket tacos," soft tacos kept warm in a basket. Perfect for a quick breakfast.
- Guisados**: tacos filled with different home-style stews, like potato, beans.
- Cabeza/lengua/tripa**: for the brave... and for those who have already fallen in love with Mexico.



**Salsas**: this is where the risk lives (and the flavor too).

In Mexico, we believe a great taco spot can be judged by its salsa. No two salsas are the same, every place has its own special recipe.

Common salsas:

- Green salsa**: made with tomatillo; it can be mild... or deceptive
- Red salsa**: made with dried chiles or a chile blend; usually more intense
- Chipotle salsa**: smoky, creamy, delicious
- Habanero salsa**: this is not a joke
- Pico de gallo**: fresh salsa with tomato, onion, and cilantro; usually mild
- Guacamole / avocado salsa**: creamier; not always spicy, but still worth asking.

**Golden rule** with salsa: first, try it. Then add **just a little**. If you survive, add more.



**Tortillas** you'll usually find in your tacos:

- Corn
- Flour
- Handmade
- Blue corn

Average price per taco: 1–3 USD

or up to 6 USD depending on the place

## ¿HOW TO ORDER TACOS WITHOUT OVERTHINKING IT?


The **golden rule** is simple: start with **2 or 3 tacos**, then decide if you want more (spoiler: you will). A **safe and easy order** would be: "Can I get 3 tacos al pastor, please... which salsa do you recommend? Just a little." You can also ask for them "with everything", which usually means onion, cilantro, and salsa. But if you're not sure, it's better to add things one by one. **No shame** in saying: "No onion" or "No spicy salsa, please." And don't forget the lime. You can also add nopales and grilled onions as extras. In some places, they may cost a little more.

# ¿WHERE TO EAT TACOS?


Mexico City has **more than 8,000 taco spots**, and your divine sign for choosing one is simple: if you see lots of locals in line, that's the one. Here, we'll recommend several taco spots across different areas of the city. Just to be clear: we have not been paid to promote any of these places. These are **real recommendations** based on the flavor, authenticity, and overall vibe of the tacos and the spot itself. Don't be alarmed if some of them are street stands. We can assure you that this is where you'll find flavor, culture, and the real experience. **To quickly locate each place, just click on the name (link)**



**Los Cocuyos**  
Suadero tacos



**Tacos Atarantados**  
Spit-roasted tacos



**Los Parados**  
Fast tacos



**Rincón Tarasco**  
Carnitas



**Taquería Orinoco**  
Flour tortilla tacos,  
Monterrey style



**El Califa de León**  
Gaonera, steak, pork chop,  
and rib tacos




**La Once Mil**  
Handmade tortilla.  
Ribeye taco with crispy  
cheese crust. \$\$




**El Califa**  
Mixed options +  
vegan tacos



**El Gran Abanico**  
Carnitas tacos




**El Vilsito**  
Tacos al pastor



**El Remolquito de Sirloin**  
Sirloin tacos



**Tacos Joven**  
Tacos de canasta



**El Compita**  
Tijuana-style birria,  
served with consommé.



**El Huequito**  
Tacos al pastor. \$\$



**Los Toritos**  
tacos al pastor



**Tacos Charly**  
Suadero and lengua

# MEXICAN ANTOJITOS

Don't miss these traditional Mexican dishes, which you'll find at all kinds of restaurants and at any time of day

## 1 CHILAQUILES

Fried tortilla chips covered in red or green salsa, topped with cream, cheese, onion and almost always chicken or egg. They're the favorite breakfast to start the day... and also the official cure for a hangover.

## 2 QUESADILLAS

A folded tortilla (corn or flour) filled with cheese and/or different stews or fillings, such as tinga, mushrooms or pressed pork crackling. Key tip: if you want cheese in it, ask for a "quesadilla with cheese."



## 3 ENCHILADAS

Soft tortillas covered in sauce (red or green), filled with chicken, cheese, or another stew or filling. Enchiladas suizas come with melted cheese on top, and enmoladas are enchiladas covered in mole sauce.

## 4 TLAÇOYOS

Thick oval corn patties usually stuffed with beans, fava beans, or ricotta-style cheese, and cooked on a griddle. They're served with nopales, cheese, salsa



## 5 FLAUTAS

Rolled tacos fried until crispy, usually filled with chicken or potato. They're topped with cream, cheese, lettuce, and salsa.

## 6 TOSTADAS

A crispy tortilla used as a base, layered with beans, lettuce, cream, cheese, and a topping such as tinga, pata, chicken, or ceviche.

## WHERE TO EAT ANTOJITOS

We recommend the following places to try Mexican antojitos:

- Mercado de Coyoacán (south)
- Mis Amores (near the stadium)
- La Pancita de la Roma (south-central)
- Flautomanía (Center)
- Fonda Carmelita (Center)
- Mercado de la Portales (south-central)
- La Casa de Toño (all over the city)
- Pozzocalli (all over the city)
- Café de Tacuba (Center)

Click on each one to find it on the map





## Extra: platillos imperdibles

### MOLCAJETE

Molcajete is the volcanic stone bowl used to prepare the dish, and also the name of the dish itself: meats, cheese, nopales, salsas, and sides all served bubbling hot and freshly made. It's made for sharing, perfect for a group, and ideal for turning the whole table into a taco feast.

**Los Molkis, El Manjar** (20-30 USD)

### CHILE EN NOGADA

A poblano pepper stuffed with meat, fruits, and spices, topped with walnut sauce (nogada) and pomegranate seeds. It's a historic and festive dish that also shows off the colors of the Mexican flag. If you're here in season (usually August–September), it's an absolute must. In June and July, some restaurants still offer it.

**Testal, Oxa, Azul, Los Panchos** (20-30 USD)



### POZOLE

A comforting, ancient broth made with large corn kernels (cacahuazintle), meat, and toppings of your choice: lettuce, radish, oregano, lime, chile, and more. You build it your way. It's perfect for understanding how food works in Mexico: warmth, flavor, and community in one bowl. (5-8 USD)

**La Casa de Toño, Santo Pozole, Moctezuma**

### MOLE

It looks like a thick sauce, but it's much more than that. It blends chiles (ancho, mulato, pasilla), nuts, spices, and chocolate or cacao into a deep, complex flavor. Order it with chicken and get ready to enjoy one of the great flavor (15-20 USD) explosions of Mexican cuisine.

**Casa Merlos, Fonda el Morral, El Bajío**



# MUST-TRY DRINKS

**Non-alcoholic\***

And recommended spots in different areas

## CAFE DE OLLA

Coffee brewed with cinnamon (and sometimes piloncillo), served hot and comforting. Order it at pretty much any place where you have breakfast.



A thick, warm corn-based drink. It can be plain or flavored; champurrado includes cacao. Try it wherever they sell tamales. **Tamales Madre, Tamales Emporio, Tamalli.**

## ATOLE



## AGUAS

Drinks made with fruit, seeds, or flowers. The classic ones you should try are: jamaica (refreshing and slightly tart), horchata (rice and cinnamon, creamy), and tamarind (sweet and tangy). For safe and tasty flavored waters, try **La Michoacana** (several locations).

## MEXICAN HOT CHOCOLATE

Warm, aromatic, and very different from regular chocolate. It usually includes cinnamon (and sometimes other spices) and is made to be enjoyed hot, frothy, and comforting. A classic pairing for churros or sweet bread. For a good one, try: **El Moro, Tierra Garat, Ruta de la Seda.**

# MUST-TRY DRINKS

With alcohol\*

And recommended spots in different areas

## MEZCAL

It's made from agave, but unlike tequila, it has a smokier, more complex flavor. Sip it slowly and enjoy it.

Sometimes it's served with orange slices and sal de gusano. For an authentic mezcal experience, try:

**Tlecan, Claraluz, El Palenquito, Tahona, Dulce Maguey, Barra Alipús.**



## TEQUILA

-Blanco: more direct and stronger (great for cocktails or "serious" shots)

-Reposado: smoother, with barrel notes (very easy to enjoy)

-Añejo: more elegant, made for sipping slowly

Don't miss a **cantarito**: grapefruit soda, tequila, salt, citrus juices, and ice, served in a clay cup rimmed with chile. You can try tequila and all its styles in almost any bar you visit.

Some bars we recommend are: **Miah Bar, Brutal, Licorería Limantour, Las Brujas, and Baltra.**

Also, visit the [Museo del Tequila y el Mezcal](#) →, and enjoy mariachis at Plaza Garibaldi.

## CERVEZA/MICHELADA

In Mexico City, you can try everything from classic beers like Corona and Tecate to craft beers and very local mixes. Don't miss Mexican micheladas: beer with lime, salt, sauces (such as Worcestershire or Clamato, depending on the place), and sometimes chile. In Roma and Condesa, you'll find plenty of craft beer spots, such as **Simple Cervecería, Hércules, Beertlan, Taberna Calacas.**



Try **gomichelas** too: micheladas served with gummy candy in giant cups. A fun one to try in **Xochimilco.**



## PULQUE

Pulque is a traditional fermented drink made from maguey. It's thick, ancestral, and deeply Mexican. Types:

-Natural: the original version


-Curado: flavored versions with fruit, oats, nuts, and more. For a great pulque experience, we recommend these pulquerías:

**La Pirata, La Nuclear, Dr. Pulque Coyoacán, and Espíritu Santo.**

You can also visit the [Museo del Pulque y las Pulquerías](#) →

# MEXICAN

# WINE TODAY



During the World Cup, Mexico City will feel like one big party. Still, we know you'll want to find bars, clubs, and cantinas where you can keep the night going with safety and a real Mexican vibe. That's why we recommend the following places.



## Salón Tenampa

Center - \$\$

Cantinas and bars: places to talk, eat, drink, and sing along.



Polanco, Pedregal - \$\$\$

## Cantina la No 20



Coyoacán - \$\$

## La Coyoacana



Chapultepec - \$\$

## Salón Ríos



Roma - \$\$

## El Tigre Silencioso

Remember to enjoy yourself responsibly and respectfully — that way, the party will be even better.



Roma Norte - \$\$

## Riviera del Sur

Clubs and dance halls:  
for dancing all night long

## El Compa de Jalisco




If you come to Mexico, you can't miss the experience of dancing salsa Mexican-style, banda, bachata, and just about any other genre — because in Mexico, people dance until dawn.



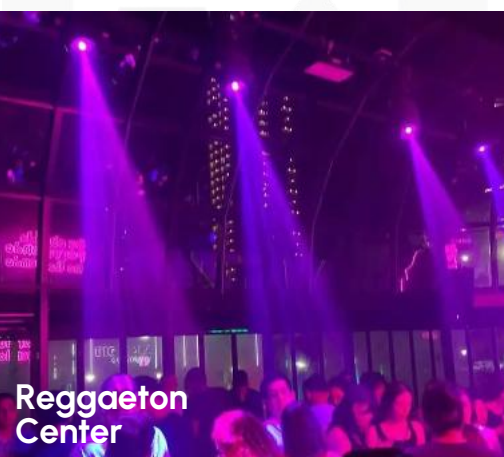
## El Babalú



## Funk Club



## Patrick Miller



## Mezontle bar

In general, most clubs play a mix of music, although some places focus more on certain genres (we'll tell you which ones here).

You can also enjoy more places to dance in Zona Rosa, one of Mexico City's best-known nightlife areas, located just outside the Glorieta de los Insurgentes Metrobús station.



## Mambo Café

# VERY MEXICAN CONCERTS

June and July

While the World Cup is happening, Mexico City doesn't slow down. Go ahead and enjoy these concerts — we're sure you'll have a great time to a true Mexican rhythm. Get your tickets on [ticketmaster](#) (on Thursdays, some events are 2-for-1).

**04**  
JUNE

Gol de Oro:  
Ximena Sariñana  
Palacio de los Deportes

**06**  
JUNE

Angeles azules  
Jun 6 Plaza de Toros

**07**  
JUNE

Gol de Oro: Sonido la Changa  
Palacio de los Deportes

**09**  
JUNE

México Vibra: Alejandro Fernández y  
otros artistas mexicanos  
Auditorio Nacional

**10**  
JUNE

México Vibra: Carín León y otros  
artistas mexicanos  
Auditorio Nacional

**17**  
JUNE

Julieta Venegas  
Auditorio Nacional

**27**  
JUNE

Los Tigres del Norte  
Estadio GNP Seguros


**24**  
JULY

Fernando Delgadillo y Alejandro Filio  
La Maraka

**25**  
JULY

El Tri  
Palacio de los Deportes

# FOOTBALL



JUNE 11 TO JULY 19



# PLACES TO FEEL THE WORLD CUP ENERGY

## FIFA Fan Festival – Zócalo, Historic Center (June and July)

The World Cup plan: giant screens, huge crowds, and activities all around. Arrive early and give yourself plenty of time for entry lines and capacity limits. All World Cup matches will be shown live.

There will also be **concerts by national and international artists, mariachis**, and DJs between matches, plus stands with **traditional Mexican food** and a wide range of international options as well. Some Fan Fest experiences may have an extra cost, depending on which areas you want to access. We recommend having the FIFA app on your phone so you can stay updated on events and access details for the Fan Fest.



## Campo Marte (Near Polanco)

This venue has designed a whole festival to enjoy the World Cup.



Click on the images to access the map.

There will be food, music, and lots of fun. Get your tickets on [Ticketmaster.com](https://www.ticketmaster.com)



## McCarthy's Irish Pub – Roma Norte

Classic pub for watching sports: great atmosphere, walkable area, and plenty of places nearby to keep the night going.

## Hop The Beer Experience (Narvarte / Juárez)

A craft beer taproom with lots of screens and frequent watch parties, raffles, and prediction pools during major events.



## Twin Peaks (varias sedes)

A large sports bar with lots of screens and an intense match-day atmosphere. A good option when you want stadium energy and a menu full of wings and burgers.

## ALBOA–Artz Pedregal (sur)

A sports bar with a video wall, food, mixology, and extra entertainment like bowling and pool. A great option for groups



## Comedor de los Milagros

A place with a very Latin vibe, offering food from different Latin American countries, live music, and screens everywhere.

## Falling Piano Brewing (Roma)

A very comfortable beer spot to watch sports, more relaxed than a traditional sports bar.



We also recommend walking around **Condesa** to discover even more places and step into whichever one feels right to you. We're sure you'll be surprised by the variety of options.

Mexico City



# EXPLORING

Mexico City





**W**ith MEANWHILE, we want to make your visit to Mexico City an unforgettable experience, with **real and practical** recommendations that help you avoid wasting time or money. That's why below, we're sharing ideas for things to do and places to explore based on the area you're in. These suggestions are a mix of classic sights and **authentic** local experiences, so you can get a closer feel for Mexican culture. What we show you here is not everything there is to do, so if you want to explore more options, each area also includes QR codes and links to tourist maps that can help you discover even more places.



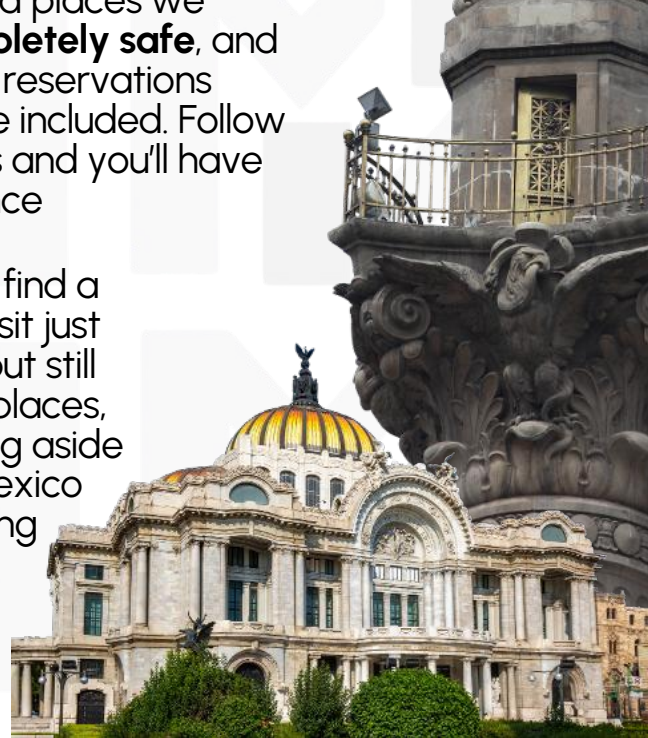
The recommendations are organized by **area** because, as a reminder, long cross-city trips in Mexico City can ruin your day. It's much better to plan by area based on your interests. If you have enough time, **focus on just one area per day**. But if your trip is short, we recommend covering no more than two areas per day, using one of these combinations: 1) South + Central: Coyoacán, Roma–Condesa; 2) Central-West: Roma–Condesa, Polanco; 3) West + Historic Center: Polanco, Historic Center; 4) Central + Historic Center: Roma–Condesa, Historic Center



All the experiences and places we recommend are **completely safe**, and you'll be able to make reservations through the links we've included. Follow our recommendations and you'll have an incredible experience



As an extra, you'll also find a **top 5** of places to visit just outside Mexico City (but still very close). For those places, we recommend setting aside a full day—leaving Mexico City early in the morning and returning before nightfall.



# 10

## First, here's a general overview of the **MUST-DO EXPERIENCES YOU NEED TO HAVE IN MEXICO CITY**

Check the details on the following pages.

Click on the image to go to that section of the guide  
Click on the name to go to the map

Visit the [Teotihuacán](#) Archaeological Site (40 minutes from Mexico City) and dive into Mexico's pre-Hispanic history.



Explore [Castillo de Chapultepec](#) (once the vacation residence of viceroys) and enjoy your time in Chapultepec Park.

Explore the [Historic Center](#): Zócalo, Templo Mayor, National Palace (the presidential office, and home to its famous murals), Madero Street, Alameda Central, and the Palace of Fine Arts..



Listen to and sing at the top of your lungs with mariachis and norteño bands in [Plaza Garibaldi](#).

Go up to the top level of [Monumen to the Revolution](#), and enjoy a coffee while taking in a panoramic view of the city..



Visit lots of museums! The [Soumaya Museum](#) is one you definitely shouldn't miss, both for its striking architecture and its world-class collection.

Head to [Arena México](#) to watch lucha libre. These shows happen on specific dates, so be sure to check the event schedule. Get ready to cheer, shout, and learn a few Mexican bad words.



Sail through the canals of [Xochimilco](#) with friends while eating, drinking, and singing. This plan can be whatever you want it to be: party mode or something more relaxed.

Visit the [Basílica de Guadalupe](#) (whether you're religious or not). It's an impressive site with huge cultural and historical value for Mexico..



Visit traditional markets — there are many, but don't miss the ones in [Coyoacán](#), [Roma](#), [Sonora](#).

## TEOTIHUACÁN ARCHAEOLOGICAL SITE



Teotihuacán is one of the most **impressive** ancient cities in the Americas, with monumental avenues and the Pyramids of the Sun and the Moon. It is located about one hour from Mexico City. Buy your tickets **directly at the entrance** (12 USD per person) and use one of the following options to get there:

- Ride app: average price between 30 and 60 USD per trip.
- Bus: average price USD 4. You need to go to [autobuses del Norte](#) (Metro Line 5) and look for the "Pirámides" or "Teotihuacán" route. Buses leave frequently. It's safe and comfortable. Just make sure to ask about — and buy — your return ticket as well.

**Tips:** Go early, bring a hat, sunscreen, and water, carry some cash, and hire a local guide at the ticket booth.



n Mexico City's Historic Center, don't miss:

- Templo Mayor: the **ancient Mexica capital** in the middle of the modern city. Buy your tickets directly at the [museum](#) ticket office for **6 USD per person**.
- National Palace tour: take a free guided visit through this majestic building. **Reserve your spot** in person at the ticket office [here](#).
- [Metropolitan Cathedral](#): as the **first cathedral built** in the Americas, it's worth climbing up to the bell towers and visiting the catacombs. Book these visits directly at the tourist desk in the right wing of the cathedral.
- Torre Latinoamericana: take in Mexico City from the **44th floor** observation deck. Book your visit on [the official website](#) (13 USD per person).
- Bellas Artes Palace: it is both a **museum and a theater**. Check performances and book [here](#). You can also visit it for free on Sundays — you just need to line up and wait your turn.

There is much more to do. **Explore** based on your interests through the QR code of your choice in this [link](#).




It is one of Mexico City's most striking landmarks: a monumental arch filled with history, architecture, and spectacular views. Visit the underground museum and check out some of its temporary exhibitions. And don't miss the observation deck (and the panoramic elevator!) to see the city from above. If possible, go at sunset and enjoy a coffee from the top.

Book your visit in advance on the official [official website](#). The cost is **10 USD per person**, but if you go as a group, there are discounted packages available.


Before or after your visit, take a walk along **Paseo de Reforma**, one of Mexico City's main avenues, lined with majestic monuments and unforgettable views

Want a complete plan in one area? Head to the Soumaya Museum and [Acuario Inbursa](#) ➔, which are right next to each other. Start with a dose of art inside an iconic building, and check the exhibitions on the [museum's official website](#) ➔. Admission is free. Then dive into an underwater world of sharks, jellyfish, and aquatic tunnels. Check prices and book your tickets on the official website [here](#) ➔. You can extend the plan with a walk along **Avenida Presidente Masaryk**, Polanco's most iconic street. It's perfect for a relaxed stroll: luxury storefronts, galleries, Mexican design, cafés, and restaurants to end the day.



SOMAYA MUSEUM AND ACUARIO INBURSA

**Chapultepec** is the city's most famous green lung, with four different sections of forest. Explore them [here](#) ➔ so you can choose the one that interests you most. We recommend Section 1, where you can visit Chapultepec Castle and enjoy one of the best views in the city. The castle is a museum of Mexican history with truly impressive architecture. Buy your tickets [here](#) ➔ or directly at the ticket office (12 USD per person). Then head over to the [Complejo Cultural Los Pinos](#) ➔, the former presidential residence, now turned into a free public space with exhibitions, gardens, and cultural activities. To finish the plan, hop on the **Cablebús at Constituyentes** and see the city from above. It's a different and exciting way to move around while also understanding the scale of the capital. You can catch it at the entrance of Los Pinos, and the fare is 0.40 USD. We recommend getting off at **Cineteca Chapultepec Station** to reach the fourth section of the forest, an amazing area for walking, breathing fresh air, having a picnic, and visiting the newest branch of the [Cineteca Nacional](#) ➔ to end your outing with a movie.



CHAPULTEPEC CASTLE AND FOREST

The [Basílica of Guadalupe](#) ➔ is much more than a church: it is one of the most visited sites in the world and a key place for understanding Mexican **faith, history, and identity**. In the same plaza, you can see the new Basilica, the old Basilica, and several chapels — the whole area feels like one big cultural gathering. Walk up to **Tepyac Hill** for a panoramic view and a quiet moment away from the noise of the World Cup. Even if you are not religious, the Basilica is absolutely worth visiting for its architecture, atmosphere, and the energy of the place.



NORTH



ARENA MÉXICO  
LUCHAS LIBRES

CENTER

If you're coming to Mexico City for the World Cup, there's one experience that feels almost like a match day... but with masks: **lucha libre at Arena México or Arena Coliseo**. From the moment you walk in, you can feel the energy: music, shouting, chants, and a show that blends sport, theater, and popular tradition. Buy your tickets at the [box office](#) or [here](#) →, pick your side (the técnicos or the rudos), grab a mask to get into the mood, and get ready to laugh, be surprised, and **get swept up** in the atmosphere. You'll see incredible acrobatics, impossible moves, and a style of storytelling that makes sense even if you don't know the rules. It's a perfect plan for a different kind of night — **very chilango** and completely unforgettable. **Tip:** arrive early to enjoy the atmosphere outside, take photos, and soak up the fun. Right across from Arena México, you'll find several bars and casual spots to eat and drink something, although you'll also be able to do that during the show.



MARKETS

To get to know Mexico City for real, you have to visit its **markets**. That's where everyday life mixes with flavors, colors, and smells you won't find in any museum. You can have breakfast **like a local** with fresh juices, exotic fruit, antojitos, and café de olla; shop for crafts, flowers, traditional sweets, or ingredients to take a little piece of Mexico home with you. Markets are **perfect between matches** because they're quick, authentic, and full of life: you sit at a counter, order something made on the spot, and that's it. Plus, each market has its own personality: some are more focused on food, others feel more traditional, and others are all about crafts and curiosities. Go hungry and stay curious — and let yourself be guided by whatever smells best. Here, the best map is your palate. Choose which markets to visit based on where you are and **what you're in the mood for**. For exotic food, [San Juan Market](#) (center); for crafts, [Baldera Market](#) (center) and [Coyoacán](#) (south); for flowers and plants, [Jamaica Market](#) (center); for antiques and collectibles, [Lagunilla Market](#) (center); and for Latin American products, [Medellín Market](#) (Roma) →.



PLAZA GARIBALDI

CENTER

If you're looking for a night with a **100% Mexican flavor**, Plaza Garibaldi is the place to experience live music up close. This is where **mariachis** gather, ready to play everything from romantic classics to songs made for toasting, and the whole atmosphere feels like a historic street party. It's a **great plan for a group**: you ask for your favorite songs, sing at the top of your lungs, and leave with a memory you can't buy in a store. Expect to pay around 10 USD per song. If you want something more private, step into [Salón Tenampa](#) → known as the home of mariachi in Mexico City. **Tip:** go with a plan (and with moderation if you're going to drink), keep an eye on your belongings, and enjoy the show. If you're here for the World Cup, Garibaldi is the perfect third half after the match. Right next to the plaza, you'll find the [Tequila and el mezcal museum](#) →, don't miss it, and take home your favorite Mexican spirit as a souvenir.

# SIGHTSEE

EXPLORE THE CITY

BY AREAS

## SMART

NOW THAT YOU KNOW THE MOST IMPORTANT ATTRACTIONS IN MEXICO CITY, HERE ARE MORE SIGHTSEEING OPTIONS BY AREA SO YOU CAN PLAN BETTER AND MAKE THE MOST OF YOUR TIME.






**-Banorte Stadium:** formerly known as Estadio Azteca (and also Mexico City Stadium). This is where Mexico City's World Cup matches will be played, so guided tours will be suspended during the tournament dates. Still, if you're staying in the city for a longer time, we recommend taking the tour later by checking availability on the [official website](#) ➔. It is an iconic venue because it is the only stadium in the world to have hosted two World Cup finals (1970 and 1986), and it was also the stage for Maradona's most famous goals ("The Hand of God" and the "Goal of the Century") as well as Pelé's 1970 triumph.

**-Xochimilco:** ride a trajinera (flat-bottomed boat) through the canals, surrounded by live music (mariachis and banda), food, drinks, and a floating party atmosphere. Stop at one of the **chinampas** (small man-made islands) and discover an ancient farming system that still produces food today. Take a tour at chinampa [Granja Apampilco](#) ➔ and meet the **axolotls**, unique creatures that exist nowhere else in the world and are famous for their ability to regenerate parts of their bodies.



**-Ciudad Universitaria:** this is home to Mexico's most important public university and one of the best in Latin America. In its **Cultural Center**, you'll find museums, sculpture spaces, and different activities. Visit the **Central Library** and admire its mural, full of history and culture. If you'd like to attend a cultural event, check the [official website](#) ➔ for the schedule during your stay. Don't forget to visit the outside of the **Olympic Stadium** at Ciudad Universitaria, a UNESCO World Heritage Site, where you'll also see an impressive mural by the famous Mexican painter **Diego Rivera**.

**-Coyoacán Center:** cobblestone streets, plazas with musicians, churros with hot chocolate (don't miss them), street performers, and one of the city's best traditional artisan markets. Visit the parish and former **convent**, and explore beyond the center on the [tourist tram](#) ➔ which takes you to some of Coyoacán's must-see corners while sharing old stories along the way. Also visit **Viveros de Coyoacán**, a large wooded area where you can reconnect with nature.



S  
O  
U  
T  
H



**-Frida Kahlo Museum:** Frida was an iconic Mexican painter, recognized around the world for her self-portraits filled with symbolism, pain, **Mexican identity**, and raw realism. Here, you step into Frida's world inside her actual home: deeply blue courtyards, personal objects, and corners that feel like they came straight out of her paintings. The museum has also displayed part of her **wardrobe** (discovered and preserved for years), which is key to understanding how she built her iconic image.

**Tip:** it usually sells out very quickly, so book your visit in advance on the [official website](#) →.

**-San Ángel:** a corner of Mexico City that feels like an elegant little town cobblestone streets, old mansions, quiet plazas, and galleries. It's perfect for a slow walk, a coffee, and shopping for crafts or art. Fun fact: its signature plan is the Saturday Bazaar (if you happen to be there on the right day), one of the most famous art and craft markets in the city. Here, you can also visit the **Diego Rivera House-Studio Museum**, dedicated to the famous Mexican painter who was Frida Kahlo's husband.



**-Cineteca Nacional:** the city's temple for film lovers, thanks to its screening rooms, festivals, exhibitions, and an atmosphere that makes for a different kind of night out. Beyond showing films, the Cineteca also plays a key role in preserving and restoring movies in Mexico, so you're not just going to watch cinema — you're also visiting part of its memory. Check the [schedule](#) → to catch a screening. We also highly recommend not missing the [free outdoor screenings](#) →!

**-National Center for the Arts:** a huge cultural campus (with plazas, galleries, and green areas) where there's always something happening: exhibitions, concerts, theater, film, and artistic events. If you want to see the **creative** and **contemporary** side of Mexico City (beyond the usual tourist spots), this place is gold. Check the schedule on the [official website](#) → or choose one of its [guided routes](#) →.

S  
O  
U  
T  
H



# CONDESA

It's the perfect plan when you want to slow things down without losing the feeling of being in a vibrant city. The highlight here is the outdoor stroll: walk through **Parque México**, with its Art Deco vibe, tree-lined paths, and corners that are perfect for sitting down with a coffee; then cross over to **Parque España** to relax, watch people walking their dogs, and get a feel for everyday neighborhood life. Continue along **Avenida Amsterdam**, an oval, tree-lined avenue made for walking, running, or biking. **Condesa** is also famous for its terraces: slow brunches, long lunches, and dinners with great atmosphere, from Mexican cuisine to **international options**. If you like music and drinks, there are bars and cocktail spots with a cool vibe, but without feeling like forced tourist traps. **Tip:** go around sunset, when the area starts to come alive without becoming chaotic. And if you want to stretch the plan, you can easily walk from here into **Roma** or move quickly to other central areas.



Want a neighborhood you can explore without rushing? Roma is a perfect plan: tree-lined streets, old mansions, and corners full of design, galleries and cafés. Start your route at **Plaza Río de Janeiro** (great for photos and for sitting down to watch the city go by), then continue along **Alvaro Obregón Avenue** for a coffee, ice cream, or artisan bread. Make a stop at **Casa Lamm**, a beautiful cultural center where you can catch an exhibition, have a drink, or simply enjoy the architecture. For an easy meal without overthinking it, **Mercado Roma** is a great stop: lots of options in one place, from antojitos to contemporary cuisine. That said, if you see any food or drink spot with a lot of movement, don't hesitate to walk in and try it — this area is quite safe and full of places with very good recommendations. Roma is also excellent for an **afternoon of shopping**: bookstores, independent boutiques, vinyl, art, and stylish souvenirs. **World Cup tip:** use it as your base area for a day without a match. You can go from a long breakfast to an afternoon stroll, and finish with dinner and cocktails without needing to move around too much.

# ROMA

# POLANCO



Want a whole plan in one area? Polanco and its surroundings are a safe bet: walkable, cosmopolitan, and full of experiences without wasting time on long cross-city trips. It is also one of the **most expensive areas** in the city for pretty much any activity, so come prepared. Start with breakfast on a terrace and a walk through **Parque Lincoln** →, perfect for slowing things down under the trees. Then continue along Avenida Presidente Masaryk, the most luxurious and expensive avenue in Latin America, lined with major brands such as Rolex, Dolce & Gabbana, Fendi, Pineda Covalin, Montblanc, and Tesla. On this avenue, you'll also find the famous **"México mi amor"** sign by Tane, along with plenty of great places for breakfast, lunch, or dinner.

**ELEGANTE,  
COSMOPOLITA,  
VIBRANTE.**



Don't miss the **National Museum of Anthropology** → (next to Chapultepec). It's one of those places that helps you understand Mexico through stunning galleries and iconic pieces like the Sun Stone. It's a very large museum, so we recommend checking its website beforehand, exploring it a bit in advance, and deciding what you most want to focus on. Just a few minutes away is the **Auditorio Nacional**, one of the country's most important venues. If you can catch a concert or show there, it makes for a perfect night plan between matches. Check the schedule **here** →.

And if you want to stay in a more modern Mexico City mood, head to Nuevo Polanco and pair the **Soumaya Museum** → with the **Jumex Museum** → if you enjoy contemporary art. Right there, you can also add **Acuario Inbursa** → for something more relaxed and fun. Polanco is also a great area for exclusive shopping and elegant dining. From there, you can easily connect to Reforma and Chapultepec for one last walk at sunset.



Scan the QR  
code that  
interests you



# MORE PLACES

*to Explore in Mexico City*



COYOACÁN  
AND  
SAN ANGEL



CENTRO  
HISTÓRICO



MUSEUMS



ROMA AND  
CONDESA



CHAPULTEPEC  
AND REFORMA

# MAGICAL

# GETAWAYS

LESS THAN 3 HOURS FROM MEXICO CITY

1-2 DAYS



## TEPOZTLÁN

Morelos - 90 minutes away

Set among **mountains** with a mystical feel, Tepoztlán's most iconic symbol is **Cerro del Tepozteco**, where a hike with spectacular views leads you to an archaeological site at the top. In town, the plan is to stroll through peaceful streets, visit the former convent, browse local crafts, and try traditional snacks. It is also well known for **temazcales** and wellness experiences. Perfect for a long day trip or a weekend.

## MINERAL DEL MONTE / HUASCA DE OCAMPO

Hidalgo - 110 minutes away

Real del Monte combines **mining history**, cool weather, and a very special colonial charm. Here, you have to try the pastes, and if you stay into the evening, you may catch some outdoor theater. **Huasca de Ocampo** is all about nature with a legendary feel: forests, mist, and storybook-like landscapes. Its biggest icon is the Basaltic Prisms, geometric rock columns beside waterfalls and hanging bridges.



## TAXCO

Guerrero - 150 minutes away

**Cobblestone streets** and white houses clinging to the mountainside. Its undeniable symbol is the **Santa Prisca Parish**, a jewel of **Mexican Baroque architecture** that dominates the landscape. **Taxco** is also famous for its silver tradition: workshops and shops where you can buy silver jewelry and crafts. For panoramic views, the cable car is a great plan, especially at sunset.

## CHOLULA

Puebla - 100 minutes away

Probably one of the most iconic postcard views in Mexico: a **church on top of a pyramid**. Its emblem is the **Santuario de los Remedios**, built over the **Great Pyramid of Cholula**. You can explore the archaeological site, walk through tunnels, and enjoy incredible views — and, if the weather helps, even catch sight of the volcanoes. The town blends pre-Hispanic history, colonial heritage, and a young atmosphere with cafés and terraces.



## VALLE DE BRAVO

Estado de México - 140 minutes away

Forest, lake, and an **elegant laid-back vibe**. Its most iconic landmark is **Lake Valle de Bravo**, perfect for boat rides, kayaking, or simply sitting down to watch the sunset. The town combines charming streets, cafés, and boutique hotels, and nearby you'll find **Avándaro**, known for its atmosphere and surrounding nature. If you enjoy outdoor activities, you can also add hikes to waterfalls such as **Velo de Novia** or visit nature sanctuaries, depending on the season.



# MINI chilango DICTIONARY

TO UNDERSTAND MEXICO  
CITY A LITTLE BETTER




## Cotorreo

a lively, playful conversation, where the phrase  
"just kidding" comes up a lot.

## Nel

mx.- No.



## Common Mexican words and expressions



- Órale → "Ok / let's go / wow" (super versatile)
- Sale → "Ok / deal"
- Va / va que va → "Sounds good"
- ¿Qué onda? → "What's up?"
- No manches → "No way!" (mild)
- Qué padre → "So cool"
- Qué chido → "Awesome"
- Chamba → Work / job
- Lana → Money / cash
- Neta → "For real / seriously"
- Güey (wey) → "Dude" (very common; use with care)
- Chale → "Oh man / damn" (when something goes wrong)
- Cruda → Hangover
- Nel → Nope
- Cambio → Small change / change back after a purchase

## Words that confuse foreigners

- Ahorita → can mean "right now" or "later"
- Luego luego → "Right now / immediately"
- ¿Mande? → it does not mean "command"; it means "sorry?" or "come again?"
- Aguas → "Watch out!", not "waters"
- Comida → in Mexico, it usually means the main meal of the day (2–5 PM)
- Cena → can be a lighter meal, usually eaten later in the evening

## Useful phrases for travelers

- "¿Me recomienda algo?" → "What do you recommend?"
- "¿Cuánto pica del 1 al 10?" → "How spicy is it from 1 to 10?"
- "Sin picante, porfa." → "No spice, please."
- "¿Me puede traer la cuenta?" → "Can I have the bill?"
- "¿Dónde tomo el metro / metrobús?" → "Where do I catch the metro / metrobús?"
- "¿Me puede decir cómo llegar a...?" → "Can you tell me how to get to...?"



XOXO



THANK YOU!



Iconic Things to Do in  
Mexico City

# ITINERARIES IN

# CDMX

If you're short on time and not quite sure what to do, we've got you covered.





# 3

## DAYS IN CDMX

*the Essentials*

### DAY 1: HISTORIC CENTER + REFORMA

- Zócalo + Cathedral and surrounding area
- Templo Mayor (museum)
- Alameda + Bellas Artes
- Paseo de la Reforma (Ángel / walk or bike ride)
- Chapultepec (short visit)

### DAY 2: MATCH DAY

- Morning: Roma–Condesa (Parque México / cafés)
- Afternoon: transfer + match
- Night: post-match area for food and nightlife (Roma–Condesa or Juárez–Reforma)

### DAY 3: COYOACÁN

- Coyoacán Center – Market
- Casa Azul (Frida Museum)
- León Trotsky House
- Cineteca Nacional (optional, to end the day)
- Ciudad Universitaria

### OPTION TO SWITCH

If you'd rather explore more of Mexico's history, visit the Teotihuacán Archaeological Site instead. In that case, we recommend replacing Day 3 with this option. You'll need a full day for it.



# 5

## DAYS IN CDMX

*History - Modernity*

### DAY 1: HISTORIC CENTER + REFORMA

- Zócalo + Cathedral and surrounding area
- Templo Mayor (museum)
- Visit to the National Palace
- Alameda + Bellas Artes
- Museum of Memory and Tolerance

### DAY 2: CHAPULTEPEC + POLANCO

- Bike ride along Reforma
- Chapultepec Park
- Chapultepec Castle (museum)
- Masaryk Avenue
- Soumaya Museum

### DAY 3: TEOTIHUACÁN

- Archaeological site (full day)
- Return to the city for a relaxed dinner (Roma/Condesa or Juárez)

### DAY 4: MATCH DAY

- Morning: Roma–Condesa
- Afternoon: transfer + match
- Night: Juárez–Reforma (atmosphere and dinner)

### DAY 5: COYOACÁN

- Coyoacán Center – Market
- Casa Azul (Frida Museum) and León Trotsky House
- Cineteca Nacional (optional, to end the day)
- Ciudad Universitaria

### OPTION TO SWITCH

If you'd rather explore somewhere outside Mexico City, we recommend replacing Day 2 or Day 5 with one of the magical getaway options featured in the guide.



BEYOND • BEYOND • BEYOND • BEYOND



MEXICO CITY • MEXICO CITY • MEXICO CITY



# EXPLORING MEXICO



# Mexico

## BEYOND MEXICO CITY

**make the most of your trip and explore other states**

If you've already crossed half the world to experience Mexico City during the World Cup, the best upgrade you can give your trip is adding one or two getaways to other states.

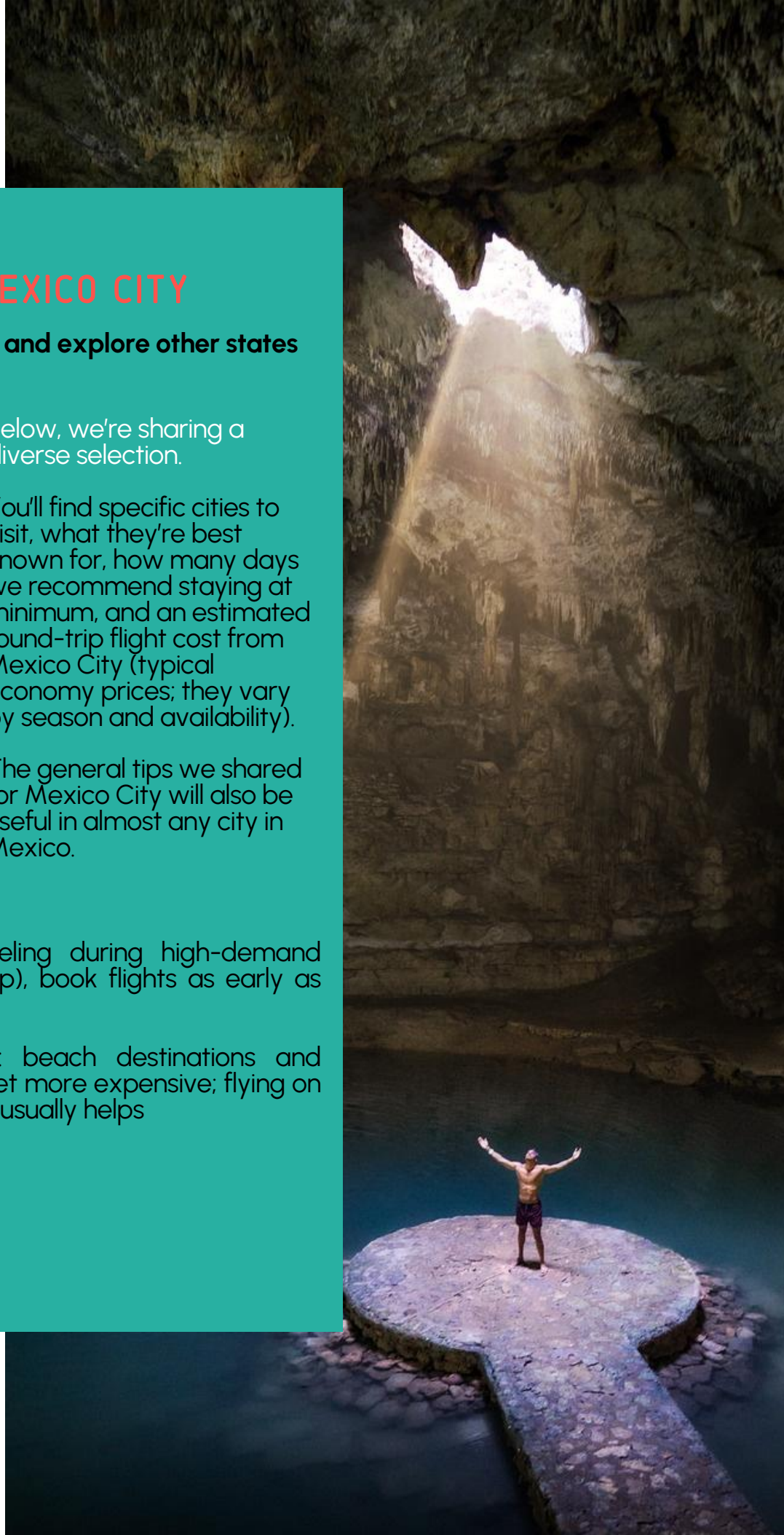
Mexico is huge and incredibly diverse: turquoise beaches and deserts, colonial cities, jungle, giant canyons, magical towns, wine routes, and food that is worth the trip on its own.

Below, we're sharing a diverse selection.

You'll find specific cities to visit, what they're best known for, how many days we recommend staying at minimum, and an estimated round-trip flight cost from Mexico City (typical economy prices; they vary by season and availability).

The general tips we shared for Mexico City will also be useful in almost any city in Mexico.

- Quick tip: if you're traveling during high-demand weeks (like the World Cup), book flights as early as possible.
- A good rule of thumb: beach destinations and weekend flights tend to get more expensive; flying on Tuesdays or Wednesdays usually helps



# NORTH: desert, sea, and epic routes

## Baja California Sur: Los Cabos (Cabo San Lucas / San José del Cabo) – La Paz

In **Los Cabos**, the desert meets the sea. In just a few minutes, you can go from roads lined with cacti and dry mountains to beaches with **deep blue water**, cliffs, and iconic rock formations. Los Cabos is the perfect contrast: real rest, clean air, a slower pace, and easy plans you can enjoy without overthinking anything. It's also a destination that adapts to your travel style. If you're looking for luxury and comfort, there are resorts, spas, and beautifully designed premium experiences. If you prefer **adventure**, the surroundings invite you out: the sea and the weather make water activities possible for much of the year. And sunsets here are not a cliché — the Pacific light falls dramatically and turns any dinner or walk into a true travel moment.

In **San José del Cabo**, you'll find a calmer, more traditional vibe, with galleries and pleasant streets to wander. **Cabo San Lucas**, on the other hand, has more movement and nightlife.

If you have the time, your trip gets even better with an extension to **La Paz**, the state capital. Unlike the polished glam of Los Cabos, La Paz has a more local and relaxed charm, with a waterfront promenade that is perfect for a sunset walk, seafood, and soaking in the everyday rhythm of the sea. It is also the ideal base for one of Mexico's most famous beaches: **Balandra**, known for its calm water and unreal-looking turquoise tones — perfect for swimming, paddleboarding, or simply doing nothing at all. La Paz is also a great gateway for nature tours in the Mar de Cortés, depending on the season: snorkeling, island trips, and marine wildlife watching.

### Can't-miss experiences:

- Boat ride to El Arco and iconic beaches (Lover's Beach / Divorce Beach)
- Snorkeling, kayaking, or paddleboarding
- Marine wildlife watching, depending on the season
- A 1- or 2-day getaway to La Paz
- A seafood dinner with an ocean view

**How many days:** 3–4 days (perfect as a chance to unwind after Mexico City)

**Round-trip flight from Mexico City:** around 120–250 USD





## Nuevo León - Monterrey

If you're coming for the World Cup, chances are you'll also make a stop in **Monterrey**, since it is one of Mexico's host cities. That means that, just like Mexico City, Monterrey will be in full celebration mode during the World Cup months. Even if you don't go there for a match, visiting the city during this time will still be very worth it.

Monterrey is a major Mexican city with a modern mindset and a natural setting you might not expect: giant mountains wrapping

around the urban landscape. It's an ideal destination if you like mixing city plans — restaurants, neighborhoods, museums, and nightlife — with nature escapes that don't require hours of travel.

What stands out most for visitors is the feeling of being in a city surrounded by mountains. The outline of the **Sierra Madre** is always there, giving character to everything — from a morning coffee to a late-night dinner.

Monterrey has also invested in public spaces that work really well: walkable promenades, parks, renewed areas, and an atmosphere that makes it easy to explore without much hassle. It's a city you experience actively: you walk, you eat, you head up to viewpoints, you come back into the city, and you end the day with a strong northern-style meal.



The food alone is a reason to go. Northern Mexico is famous for its **grilled meat culture** but Monterrey goes beyond that: you'll also find contemporary cuisine, great steaks, tacos, breweries, and newer concepts that blend tradition with modern style.

It's also a great option if you want to experience a side of Mexico that is different from the usual colonial or beach postcard. Monterrey shows you a more modern, business-driven, and contemporary Mexico, with striking architecture, concerts, stadiums, cultural centers, and a very different rhythm. And if you like active travel, you can easily plan days with hiking, viewpoints, nearby excursions, or charming towns like **Santiago**, where the atmosphere becomes more relaxed without ever leaving the region.

### Can't-miss experiences:

- Paseo Santa Lucía
- Fundidora Park: official FIFA Fan Festival
- A trip up to the viewpoints (depending on your itinerary) and a getaway to Santiago (a charming town)
- Northern cuisine: grilled meat, cabrito (if you're curious to try it), and local beer

**How many days:** 2–3 days

**Round-trip flight from Mexico City:** around 100–200 USD



## Chihuahua — Barrancas del Cobre (Creel / Divisadero)

If you want to add truly epic moments to your trip to Mexico, **Copper Canyon** is a serious contender for the most impressive thing you'll see. It's not "just a canyon" — it's a massive canyon system, with landscapes that shift between **forests, mountains, and huge cliffs**. The feeling is one of pure natural grandeur, the kind of place where the silence feels heavy and the camera never quite captures what your eyes are seeing.



Getting there and exploring the area also comes with a sense of adventure that makes the journey part of the experience. **The Chepe train** (depending on the route and section) is one of northern Mexico's classic experiences: it doesn't just take you there, it shows you the land along the way. And that matters, because for many visitors, Mexico is often associated with beaches or colonial cities. Here, you discover another side of the country: dramatic nature, cooler weather, mountain towns, and viewpoints that leave you speechless. If you're interested in taking the train, check the [página oficial](#) for routes and reservations.

**Creel** works as a base with the feel of a mountain town: ideal for organizing excursions, resting, and enjoying that sense of being far away from the city. **Divisadero** and its viewpoints bring the big wow factor: sunrise or sunset over the canyons, with endless layers of mountains stretching into the distance. This is a place best enjoyed slowly. It's not about checking off a list of spots — it's about standing still, walking, breathing, and taking it in.

It's also an excellent recommendation for travelers looking for something less crowded. It doesn't have the same saturation as the most famous destinations, which means quieter spaces, better photos without crowds, and a more intimate experience. And if you enjoy active travel, this is a great place for hikes, viewpoints, scenic routes, and activities that connect you directly with the landscape.



### Can't-miss experiences:

- Ride the Chepe train (recommended sections depending on your time)
- Viewpoints in Divisadero, hikes, and epic photo spots
- Stay in Creel as your base for excursions and nature
- Paquimé Archaeological Site
- Copper Canyon

**How many days:** 3–4 days

**Round-trip flight from Mexico City:** around 150–250 USD

# CENTRAL MEXICO: colonial cities, tequila, culture, and easy getaways

## Jalisco — Guadalajara + Tequila (with Puerto Vallarta as an optional extension)



For many people, Jalisco feels like **"the Mexico they imagined"** before arriving... and at the same time, it is far more modern and diverse than expected. Guadalajara (another World Cup host city) gives you a large city with a strong identity of its own: walkable neighborhoods, markets, incredible food, living culture, and a creative scene that feels young and fresh. It's a perfect getaway if you liked Mexico City but want to see another urban side of the country — less massive, more relaxed, and just as flavorful.



But the real magic of this recommendation is that, in very little time, you can add two iconic experiences: the city and the world of tequila. Going to **Tequila** (the town and the region) is not just about drinking. It's about seeing the agave landscape, understanding the origin of a world-famous spirit, and enjoying tours that blend culture, countryside, and tradition. It is one of the most distinctly **Mexican experiences** you can have: blue agave fields, haciendas, tastings, music, stories, and a festive atmosphere that still feels genuine.

Food in Guadalajara is also a trip in itself, from street food to contemporary dining. And its traditional markets and cantinas bring that extra touch that makes the destination feel full of soul.

Guadalajara is also an excellent base for artisan shopping and design, especially in Tlaquepaque, where you can easily spend hours among galleries, workshops, and restaurants.



If you want to end with the beach, Puerto Vallarta works beautifully as an extension: you go from city and tequila to sea and sunsets. Vallarta offers a very appealing balance of beach, boardwalk, great food, and options for all budgets. And if you're traveling with friends, it makes for a spectacular ending after the World Cup: good atmosphere, relaxation, and nightlife without complications.

### Can't-miss experiences:

- Guadalajara: Historic Center, Tlaquepaque (art, shopping, food), try carne en su jugo and jericalla, visit a bar with mariachi, walk along Chapultepec Avenue, explore Zapopan and Los Colomos Forest, and stop by Glorieta de las y los Chapalita
- Plaza Liberación: official FIFA Fan Festival
- Day trip to Tequila: distilleries, agave fields, tastings, and themed train rides or tours
- If you want the beach: combine it with Puerto Vallarta (a short flight from Mexico City or Guadalajara). Visit the Malecón, Playa Los Muertos, Playa Colomitos, and the Marietas Islands



**How many days:** Guadalajara + Tequila: 3–4 days // with Puerto Vallarta: 5–7 days total

**Round-trip flight from Mexico City:** around 120–250 USD



## Guanajuato — San Miguel de Allende + Guanajuato City

San Miguel de Allende has a very special quality: it feels elegant without being cold, touristy without losing its charm, and walkable in a way few places are. Its **cobblestone streets**, colorful façades, and terraces with a view make every afternoon feel like a movie scene. It is a wonderful way to experience **colonial Mexico** with comfort, good service, excellent food, and a romantic vibe that works just as well for couples as it does for a trip with friends.

San Miguel also moves at the **perfect pace**: it does not ask you to rush. The plan here is to walk, look around, discover hidden courtyards, step into galleries, sit down for a good meal, head up to a viewpoint, and then keep walking.

## COLONIAL MAGICAL CULTURAL



Adding **Guanajuato City** completes the experience. The two cities are only about 2 hours apart. If **San Miguel is elegance** and light, **Guanajuato is a maze**



**full of energy.** Its alleyways, tunnels, plazas, and viewpoints give it a character all its own. Walking through it feels like an adventure: you go up, down, get a little lost, and suddenly find incredible views. It's a city full of history, dramatic architecture, and nights that are beautiful to experience — music, streets, theater, and local life.

While wandering through the streets of Guanajuato, don't miss a callejoneada with an estudiantina — a mostly university-style musical group that performs popular and traditional songs dressed in old-style costumes inspired by the 16th and 17th centuries.

The city also has a strong cultural side: music, events, art, workshops, design markets, and a creative community that **keeps it alive.**

### Can't-miss experiences:

-San Miguel de Allende: Parroquia de San Miguel Arcángel, Jardín Allende, the artisan market, and Aldama Street

-Guanajuato: the Pípila viewpoint and monument, the Mummy Museum, a callejoneada, a visit to the Kiss Alley, shopping for shoes, and the artisan market

**How many days:** 3–4 days

**Round-trip flight from Mexico City:** around USD 120–250. Still, we recommend taking a bus from [Centras de Autobuses del Norte](#) → Instead.

# SOUTH AND SOUTHEAST: food, ruins, jungle, and the Caribbean

## Oaxaca — Oaxaca de Juárez (with Hierve el Agua / Monte Albán / the Coast as optional extensions)

Oaxaca de Juárez is one of the most complete destinations in Mexico: food that will completely change your idea of what "Mexican cuisine" means, **living culture, authentic crafts**, and an atmosphere that feels **deeply local**. Oaxaca is the natural next step if you want to leave the big city behind without losing cultural intensity. **It is Mexico in its most sensory version**: colors, aromas, smoke rising from griddles, markets, music, and celebrations that feel spontaneous but come from deep roots.



Walking through the center is a pleasure: quiet streets, inner courtyards, colonial buildings, and a scene of cafés and galleries living side by side with centuries-old traditions. A day here can be as simple as market – food – walk – mezcal, and still feel like a perfect travel day. If you want to understand Mexico beyond the surface, Oaxaca lets you see how **Indigenous and mestizo culture** are still present in daily life, not only in museums.

The food here is a reason to travel on its own. It is not an exaggeration to say that many people plan their whole itinerary around eating. **Moles, tlayudas, tamales, chocolate, bread, quesillo, and mezcal** — everything has history and technique behind it.

Oaxaca also lets you add adventure without going too far: Monte Albán for archaeology with incredible views, and **Hierve el Agua** for dramatic landscapes and hiking.



If you have more time, head to the Oaxaca coast for a different kind of beach ending — more rustic, more bohemian. Start in **Puerto Escondido** (about 3 hours from Oaxaca de Juárez) and enjoy the Mexican Pacific through beaches such as Carrizalillo, **Zicatela** (great for surfing), **Zipolite** (a nude beach), and **Playa Ventanilla** (for turtle release experiences), then end the route watching the sunset at **Punta Cometa**. Take advantage of the trip to visit the **Pueblo Mágico of Mazunte**.




### Can't-miss experiences:

- Oaxaca de Juárez: Historic Center, artisan markets, the Temple and Former Convent of Santo Domingo, the Tule Tree, Monte Albán and Mitla (archaeological sites), and Hierve el Agua
- Eat tlayudas, mole, and drink mezcal
- .Puerto Escondido: Carrizalillo, Zicatela, Zipolite, Ventanilla, and Mazunte (beaches)

**How many days:** 4–5 days

**Round-trip flight from Mexico City:** around 100–150 USD





## Chiapas — San Cristóbal de las Casas + Sumidero Canyon

Chiapas feels like **another world** within Mexico: green mountains, cool weather, misty streets in the morning, textiles, markets, and an Indigenous culture that is visible and very much alive. **San Cristóbal de las Casas** (the state capital) often becomes an emotional surprise for travelers: it is not just "pretty," it is atmospheric. It has that mountain-town feeling with a strong cultural energy, the kind of place that makes you want to walk without a map, step into small shops, try local coffee, and stay longer than planned.

San Cristóbal blends the colonial with the artisan spirit of the region. The city is walkable, with churches and plazas, but what really makes it special is everyday life. Here, you'll see **traditional textiles, embroidery, markets**, and a strong connection to **nearby communities** that keep cultural practices alive. That makes the visit feel more meaningful, especially for travelers who want to learn and observe with respect.

**Sumidero Canyon** is the big natural wow moment: towering walls, water, wildlife, and a boat ride that feels almost cinematic. And since the usual logistics base is **Tuxtla / Chiapa de Corzo**, you can combine city and nature without making the trip too complicated.

Chiapas is also ideal for travelers who are tired of overcrowded destinations. The experience here can feel more intimate and less "touristy in the usual way," with the reward of **intense landscapes** and a different pace of travel. And if you have more time, the state offers amazing extensions: waterfalls, jungle, and archaeological sites (depending on the season and logistics). That gives you the freedom to shape the trip your way — short and comfortable, or longer and more adventurous.



### Can't-miss experiences:

- San Cristóbal de las Casas: streets, textiles, cafés, and cultural tours
- Chiapa de Corzo
- Sumidero Canyon (boat ride) from Chiapa de Corzo / Tuxtla
- Palenque (archaeological ruins)
- See a howler monkey
- Artisan markets

**How many days:** 4–6 days

**Round-trip flight from Mexico City:** around 100–150 USD

**Recommendation:** go with a tour guide for a safer and smoother experience.




## Yucatán — Mérida + Cenotes (Uxmal / Chichén Itzá)

Yucatán is a perfect mix of a pleasant city, unique natural experiences, and an impressive Mayan legacy. Mérida, the capital, is one of the most enjoyable cities to visit in Mexico: clean, walkable, warm in its hospitality, safe, and full of everyday culture — plazas with music, markets, small museums, and nights when the city feels alive without feeling chaotic.

The Mayan legacy is strongly present here. You have archaeological sites that connect you to an ancient history and to landscapes very different from what many people imagine when they think of Mexico. Uxmal, for example, has a spectacular atmosphere and aesthetic; Chichén Itzá is the great world-famous reference.

## ANCESTRAL NATURAL



Beyond the usual checklist, these visits give the trip a powerful historical dimension: not just beaches and food, but also **civilizations, architecture, and cosmology**.



From a food perspective, Yucatán is in a league of its own. Yucatecan cuisine has its own distinct flavors: achiote, **cochinita pibil**, **panuchos**, **sopa de lima**, **recados** — a strong identity that feels different from the food of central Mexico.

What makes Yucatán even more special is its natural beauty and the experiences that come with it. **Cenotes** — natural freshwater sinkholes — are unlike anything many international visitors have seen before. They are **unique formations in Mexico**, and swimming in crystal-clear water inside caves or surrounded by jungle feels like an adventure from another planet. And the best part is that there are cenotes for every style of traveler: some are very accessible and family-friendly, while others are more hidden and cooler.

### Can't-miss experiences:

- Mérida: enjoy it by day and by night, and walk along Paseo de Montejo
- Food: marquesitas, cochinita pibil, panuchos, sopa de lima
- Cenotes: Ik Kil, Suytun, Oxman, Nicté-Ha (blue cenote)
- Archaeological sites: Chichén Itzá and Uxmal

**How many days:** 4–6 days

**Round-trip flight from Mexico City:** around 150–300 USD

## Quintana Roo — Cancún / Playa del Carmen / Tulum

The Mexican Caribbean is one of the easiest endings to fall in love with: turquoise water, white sand, and a wide range of experiences that can fit almost any kind of traveler.

**Cancún** is all about comfort and easy access: flights, hotels, tours, infrastructure, and endless options. It's ideal if you want to keep things simple — you arrive, settle in, and relax. **Playa del Carmen** works as a great base, with better walkability and easy connections to excursions. It sits somewhere between a resort destination and a beach town. **Tulum** has a different vibe: more bohemian, more curated in style, with beach clubs and archaeological ruins facing the sea. Yes, it tends to be more expensive, but for many travelers, the atmosphere and the views make it worth it.

Both Cancún and Playa del Carmen offer a very **active nightlife scene**, with plenty of places to dance until you run out of energy. Tulum, on the other hand, feels a bit calmer and more focused on rest.

One of the best things about this region is that it offers memorable experiences beyond the beach. Islands like **Isla Mujeres** and **Cozumel** bring snorkeling and brilliantly colored sea, while the cenotes add a whole different kind of natural adventure.

This is also a very beginner-friendly destination. Even though Mexico is a huge country, everything here tends to feel designed to help visitors move around easily. That matters a lot during high-demand times like the World Cup, when you want to maximize enjoyment and minimize friction.

### Can't-miss experiences:

- Cancún: resorts, beaches, and quick tours (ideal if you want comfort)
- Playa del Carmen: a great base for visiting cenotes and Cozumel to see stingrays and starfish. Also Akumal Beach to see sea turtles, and Puerto Aventuras to see dolphins and seals
- Tulum: archaeological ruins facing the sea, plus beach clubs (generally more expensive)
- Top excursions: Isla Mujeres, Cozumel, cenotes, and snorkeling

**How many days:** 4–6 days

**Round-trip flight from Mexico City:** around 150–300 USD



# Thank you

## FOR COMING TO EXPERIENCE WORLD CUP MEXICO CITY

If you've made it this far, you're **more than ready** to enjoy Mexico City the right way: with curiosity, with street smarts, with an appetite (always), and with an open mind for the unexpected. We hope this guide has felt like your **local friend in your pocket** — the one who helps you get around without stress, choose better, understand what you're seeing... and **laugh** when the plan doesn't go perfectly.

World Cup season is something special: the city becomes a global meeting point, while still staying deeply Mexican. You'll hear accents from everywhere, see flags in the hands of strangers who become friends after a goal, and discover that here, people celebrate life even in the middle of chaos. If there's one thing that defines Mexico, it's that **mix of intensity and warmth**: the "come on in," the "need a hand?" the "excuse me" said with a smile, and the ability to create community anywhere — in a plaza, in a market, in a stadium, or at a taco stand at midnight

We hope you take home more than just photos. We hope you take **home sensations**: the smell of café de olla, the first bite of a taco al pastor that instantly lifts your mood, the sound of the Metro doors closing, the energy of a cantina, the awe of standing before the history of **Templo Mayor**, and the strange but beautiful silence you feel in **Teotihuacán**, when you realize Mexico did not begin yesterday. We hope you also take with you the lesson of this city: many worlds fit here at the same time, and that's exactly what makes it feel so alive.

We wish you a stay that feels safe, exciting, and truly your own. We hope you try new things **without fear**, but with **common sense**. We hope you get a little lost (sometimes that's when the best discoveries happen), but always know how to find your way back. If you get a rainy day, may it become the perfect excuse for a museum and some churros. If you get stuck in traffic, may you use the time to look out the window and understand the city through its details. And above all, we hope you allow yourself to enjoy it without rushing.

Before we say goodbye, one last golden tip: when something surprises you, instead of comparing it, ask yourself, "**What is this trying to show me?**" Mexico is a country best understood with an open heart. Not everything will be perfect, but many things will be unforgettable.

**Thank you for choosing Mexico City** as part of your World Cup journey. Thank you for coming with respect, joy, and a real desire to discover. This city welcomes you with noise, flavor, history, and warmth. And if you fall in love with it (it happens a lot), don't worry: Mexico City has a habit of making people want to come back.

**Have an incredible trip, lots of goals, lots of laughter, and the best tacos of your life!**



Interactive Map made by  
Herly Tatiana Rodriguez Reyes



YOUR CURATED  
**CDMX MAP**  
FOR THE 2026 WORLD CUP

On this map, you'll find all the places and recommendations featured in the guide 'Meanwhile CDMX – 2026 World Cup,' so you can quickly spot your options and plan your visit in the best way possible.

 [CLICK HERE](#) 

-  CURATED RECOMMENDATIONS
-  INSIDER FAVORITES
-  EASY TO PLAN, EASY TO EXPLORE
-  SAVE TIME, ENJOY MORE